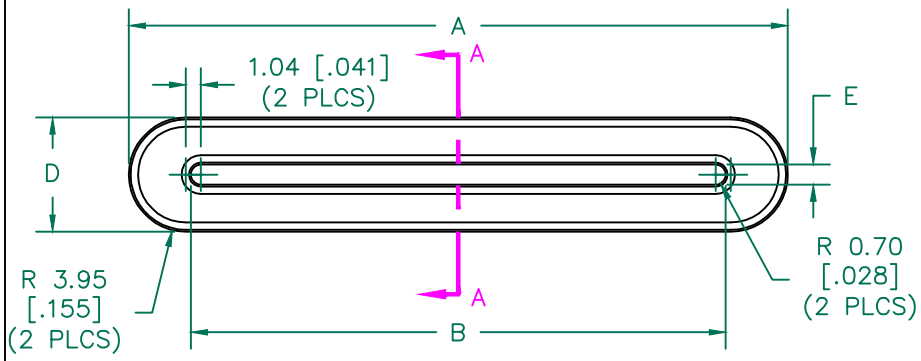

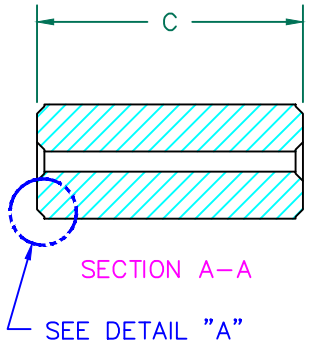

IMPEDANCE (Z)			
Frequency	25 MHz	100 MHz	300 MHz
Nominal (REF)	57 Ω	172 Ω	388 Ω
Minimum	- Ω	138 Ω	- Ω

Z vs. FREQUENCY
(REF. ONLY)

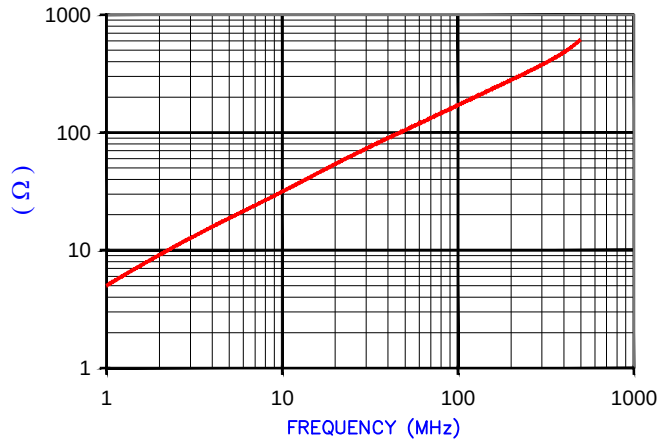

AGILENT E4991A Impedance/Material Analyzer
HP 16092A-Test Fixture TEST REF. 3097

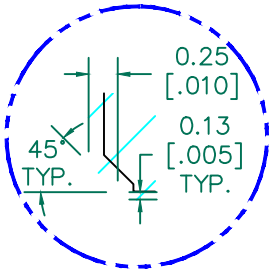

DETAIL "A"
CHAMFER
SCALE=8:1

UNCONTROLLED DOCUMENT

FERRITE CORE DIMENSIONS (SPEC): mm [in]

A	45.60 [1.795]	±	0.70 [.028]
B	37.00 [1.457]	±	0.70 [.028]
C	18.40 [.724]	±	0.60 [.024]
D	7.90 [.311]	±	0.60 [.024]
E	1.40 [.055]	±	0.51 [.020]

NOTES:

1. ACCEPTABLE CHIP SIZE IN SLOT SURFACE: 2.03 [.080] DIA, 0.51 [.020] DEEP MAX.
   NUMBER OF CHIPS IN SLOT SURFACE: 4.
   ACCEPTABLE CHIP SIZE ON OTHER SURFACES: 4.06 [.160] DIA. 0.51 [.020]
   DEEP CRACKS: NONE ALLOWED

2. COSMETIC SPECIFICATION REFER TO WI–QA–038.

WEIGHT/1000 26.56 kgs [58.56 Lbs]

SCALE DRAWING 1:1



28R1779–010

RoHS

DIMENSIONS ARE IN mm [INCHES].

REV	DESCRIPTION	DATE	INT
K	UPDATE THE LOGO	06/19/15	QIU
J	UPDATE TEMPLATE AND NOTES	08/01/12	Jcai
H	UPDATE MIN Z SPECS & COMPANY LOGO	07/27/07	TMB
G	UPDATE Z SPECS & ADD TEST REF#	08/19/05	TMB

This print is the property of Laird Tech. and is loaned in confidence subject to return upon request and with the understanding that no copies shall be made without the written consent of Laird Tech. All rights to design or invention are reserved.

Laird

PROJECT/PART NUMBER:	REV	PART TYPE:	DRAWN BY:
28R1799–010	K	FERRITE RIBBON CORE	BAC

DATE:	SCALE:	MATERIAL:
08/19/96	2 : 1	Ferrite
CAD # 28R1799–010–K	TOOL # R1799	