

### Features

- Low Ripple
- High Rejection
- Low Loss


### Description

Surface mount, silver (Ag) coated ceramic filter. Developed for use in PCS repeater and base station applications, CTS Monoblock LR Series Filters are designed to minimize ripple and maximize rejection.

Weight: 4.7 grams typical

Material: Filter is composed of a ceramic block coated with Ag and a shield made of nickel silver plated steel.

Filter complies with RoHS standards.



### Electrical Specifications

Parameter	Frequency (MHz)	Typical @ 25°C	Spec. @ 25°C	Spec. over -40°C to +85°C
Passband Insertion Loss	1930-1990	3.4 dB	3.7 dB	3.9 dB
Passband Return Loss @ input	1930-1990	12.5 dB	10.0 dB	10.0 dB
Passband Ripple	1930-1990	1.8 dB	2.0 dB	2.2 dB
Attenuation:	1850-1910	35.0 dB	32.0 dB	32.0 dB
	1920	21.0 dB	19.0 dB	19.0 dB
	2010	35.0 dB	10.0 dB	10.0 dB
Power into any port		5 Watt max		

Note: Supplier shall test each filter to the critical electrical specifications of the above table. Any subsequent audits may deviate from in value due to measurement repeatability among different test systems. Such deviations shall not exceed the following limits:

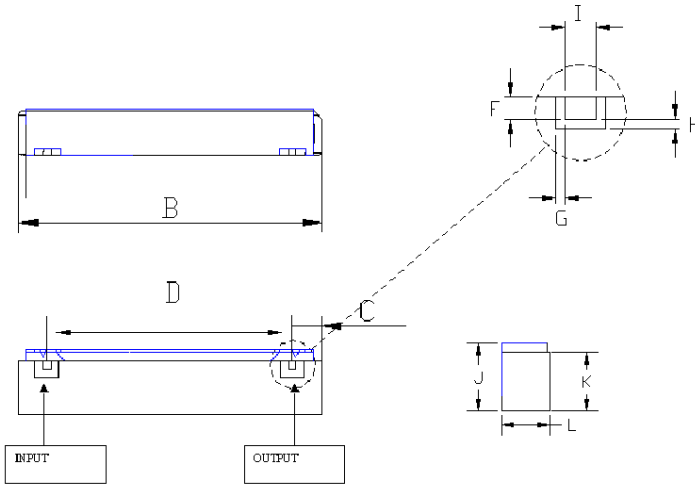
Specification Allowance

Insertion Loss	0.1 dB
Return Loss	1.0 dB
Stopbands	1.0 dB

\*This product is covered by one or more of the following U.S. and foreign patents including: US 4,692,726;US 4,742,562; US 4,800,348;US 4,829,274;US 5,146,193;EP 0573597;DE 0573597;FR 0573597;JP 508149/92;KR 142171;US 5,162,760;US 5,218,329;US 5,250,916;US 5,327,109;US 5,488,335;CA 2114029;FR 9306297;GB 2273393;JP 3205337;KR 115113;CN 93106228.4;US 5,512,866;EP 0706719;DE 0706719;FR 0706719;GB 0706719;CN 95190359.4;US 5,602,518;US 5,721,520;US 5,745,018;EP 0910875;DE 0910875;DK 0910875;FR 0910875;GB 0910875;IE 0910875;JP 505182/98;KR 10-323013;US 5,994,978;US 6,462,629;CN 00810420.4;US 6,559,735;US 6,650,202;US 6,834,429. Other US and foreign patents pending.

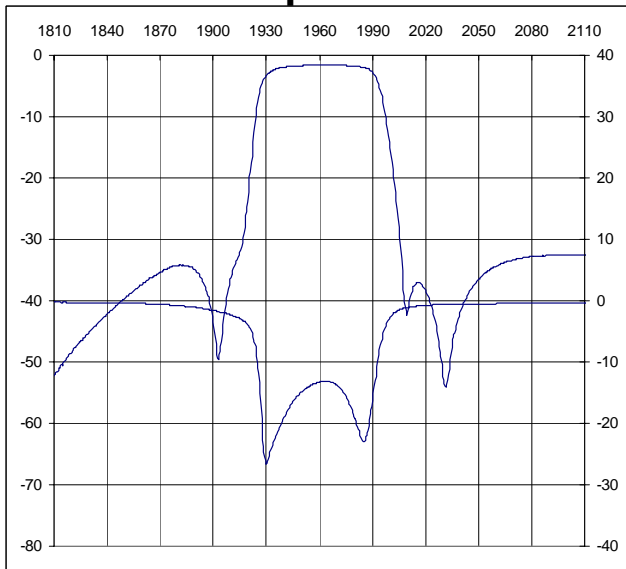
\*CTS Corporation 2006 reserves all copyrights in the layout, design and configuration of the patterns on this product.\*

### Mechanical Drawing

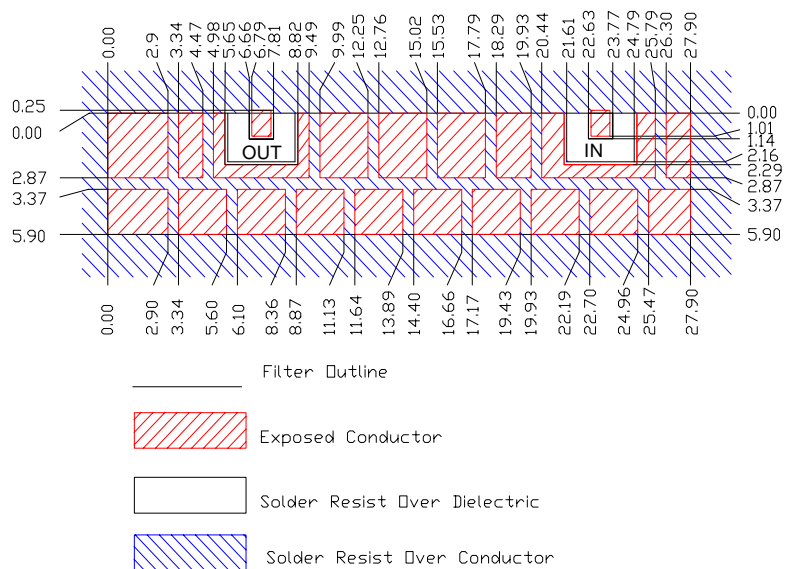


Dim	Nominal (mm)	Tolerance (mm) +/- or max
B	27.9	max
C	7.23	0.25
D	15.97	0.13
F	1.14	0.13
G	1.02	0.13
H	1.02	0.13
I	1.14	0.13
J	7.0	max
K	5.9	max
L	6.2	max

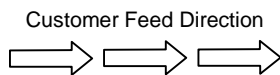
### Electrical response



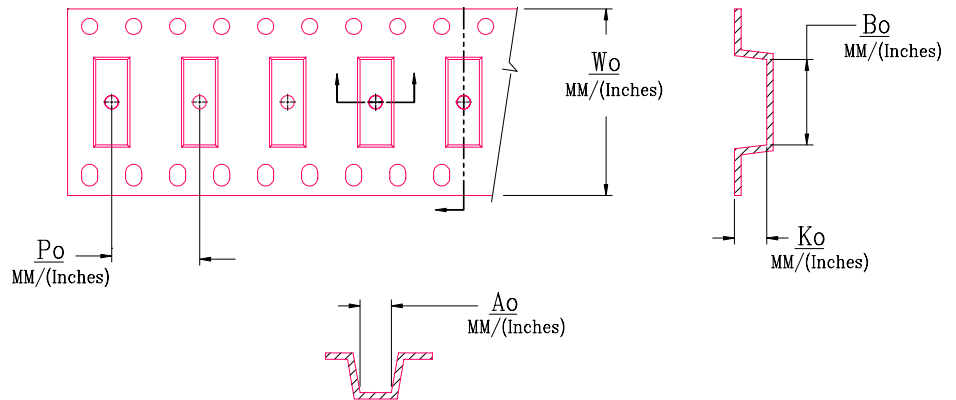
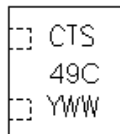
### PCB Layout



### Packaging and Marking



DIMENSION	UNITS	SPECIFICATION
REEL DIAMETER	mm	330
REEL WEIGHT	kg	3.1
REEL QUANTITY	ea.	500



MODEL NO.	Wo	Ao	Bo	Ko	Po
CER0249	44.0/(1.732)	7.20/(0.283)	28.20/(1.110)	6.00/(0.236)	12.0/(0.472)